

Release Notes for Invoice Workflow for Microsoft Dynamics 365 for Operations

Release Notes

Table of Contents

1.	Introduction	5
1.1	Purpose.....	5
1.2	Audience	5
1.3	Deliverables	5
1.4	Product release information	5
1.5	Common features	6
2.	What's New	8
3.	Enhancements.....	9
3.1	Release 10.0.35.42.....	9
3.2	Release 10.0.31.40/Release 10.0.32.41	10
3.3	Release 10.0.30.38.....	11
3.4	Release 10.0.30.37.....	12
3.5	Release 10.0.26.34.....	13
3.6	Release 10.0.26.33.....	13
3.7	Release 10.0.25.32.....	14
3.8	Release 10.0.24.31.....	15
3.9	Release 10.0.23.30.....	16
3.10	Release 10.0.21.27.....	17
4.	Bug Fixes- This Release	19
5.	Previous Release Bug Fixes.....	20
5.1	Release 10.0.31.40/10.0.32.41	20
5.2	Release 10.0.31.39.....	20
5.3	Release 10.0.30.38.....	21
5.4	Release 10.0.30.37.....	21
5.5	Release 10.0.28.36.....	21
5.6	Release 10.0.27.35.....	22
5.7	Release 10.0.26.34.....	24

- 5.8 Release 10.0.26.33..... 25
- 5.9 Release 10.0.25.32..... 25
- 5.10 Release 10.0.24.31..... 26
- 5.11 Release 10.0.23.30..... 26
- 5.12 Release 10.0.22.29..... 26
- 5.13 Release 10.0.22.28..... 27
- 5.14 Release 10.0.21.27..... 27
- 5.15 Release 10.0.19.26..... 27
- 5.16 Release 10.0.18.25..... 27
- 5.17 Release 10.0.16.24..... 28
- 5.18 Release 10.0.16.23..... 28
- 5.19 Release 10.0.16.22..... 29
- 5.20 Release 10.0.15.21..... 29
- 5.21 Release 10.0.15.20..... 29
- 5.22 Release 10.0.14.19..... 30
- 5.23 Release 10.0.13.18..... 30
- 5.24 Release 10.0.13.17..... 31
- 5.25 Release 10.0.12.16..... 31
- 5.26 Release 10.0.11.15..... 32
- 5.27 Release 10.0.11.14..... 32
- 5.28 Release 10.0.10.13..... 33
- 5.29 Release 10.0.10.12..... 33
- 5.30 Release 10.0.9.11..... 34
- 5.31 Release 10.0.8.10..... 34
- 5.32 Release 10.0.7.9..... 35
- 5.33 Release 10.0.6.8..... 36
- 5.34 Release 10.0.5.7..... 36
- 5.35 Release 10.0.4.6..... 37
- 5.36 Release 10.0.4.5..... 37
- 5.37 Release 10.0.4.4..... 37
- 5.38 Release 10.0.3.3..... 38
- 5.39 Release 10.0.2.2..... 38

- 6. Known Issues..... 39**

- 7. Best Practice issues..... 41**
- 7.1 Standard D365 best practice issues 41
- 7.2 LCS best practice issues 41

Document Information

Title	Release Notes for Invoice Workflow for Microsoft Dynamics 365 for Operations
Subtitle (Subject)	Release Notes
Solution Suite	Invoice Workflow
Category	Release Notes
Author	André Arnaud de Calavon
Published Date	07 August 2023
Status	Final

© Copyright To-Increase 2023. All rights reserved.

The information in this document is subject to change without notice. No part of this document may be reproduced, stored or transmitted in any form or by any means, electronic or mechanical, for any purpose, without the express written permission of To-Increase B.V. To-Increase B.V. assumes no liability for any damages incurred, directly or indirectly, from any errors, omissions or discrepancies between the software and the information contained in this document.

1. Introduction

1.1 Purpose

This document highlights the new features and enhancements that have been implemented in this release 10.0.35.42 of Invoice Workflow for Microsoft Dynamics 365 for Finance and Operations. IWF license version is 2026.0.0.30.

1.2 Audience

This document is intended for partners and customers using Invoice Workflow on Dynamics 365 for Operations.

1.3 Deliverables

This release contains the following deliverables.

Deliverable	Description
Release notes	This document is provided with the Invoice Workflow product download.
Security certificate	A To-Increase security certificate is provided to allow trusted installation of the provided model files and ISV license files.
Label files	The model files in this release of Invoice Workflow only contain US English labels. Please contact your To-Increase partner account manager to get information about labels in other languages.

1.4 Product release information

Invoice Workflow 10.0.35.42 for Dynamics 365 Finance and Dynamics 365 Supply Chain Management (10.0) is built upon D365 version 10.0.32. Since Microsoft maintains a no breaking changes policy, the fact that this release is built on this version means that it can be applied to an environment running on D365 version 10.0.32 or any later version and the application should compile without any issues. However, as we have only functionally validated this version against D365 version 10.0.35, we recommend applying our TI product release on that MS version as well. If you deviate from this (and thus apply the release to a different version), we recommend performing a more thorough round of testing before applying the release to a production environment.

This is summarized in the following table.

Release date [TI-Product]	[TI-Version number]	Minimum required D365 version	Validated against D365 version	Compatible with D365 version
11/04/2023	10.0.31.40	10.0.26	10.0.31	10.0.26 till 10.0.31
	10.0.32.41	10.0.32	10.0.32	10.0.32 and above
04/08/2023	10.0.35.42	10.0.32	10.0.35	10.0.32 and above

In version 10.0.33, Microsoft added a new feature causing an error when using the Tax calculation service. We are working on a fix. To bypass the error at this moment, it is possible to disable the new feature by disabling a flight “TaxIntegrationConstructWithSourceRecordPurchaseFlight” with help from Microsoft Support.

In case of an Error, To-Increase may provide a Hotfix on a reasonable efforts basis in a way it considers appropriate in its discretion. To-Increase cannot be obliged to provide Hotfixes if Client has not deployed the latest Release or the Release second to the latest Release and/or is not using a supported version of Microsoft Dynamics.

To ensure our customers can fully leverage the latest enhancements, features, and quality improvements, we are committed to providing increased support by keeping them updated with the most recent releases. Our data indicates that customers on the latest version experience fewer issues and requests, demonstrate greater resilience, and effectively enhance their organizational efficiency.

More information about our latest available product versions, the latest validate GA-versions from Microsoft as well as the Minimum MS version required, please visit this page: [Knowledge Base - Support - To-Increase](#)

1.5 Common features

To-Increase is offering various different add-on solutions. Some features and technical solutions are common or could be common for all of our solutions on the Dynamics 365 Finance and Operations platform. As of November 2022, we started leveraging a new common library model.

The common library model will be a centralized location where the new common features will be added automatically and customers don't have to make an additional effort to update the build pipelines after the first enablement of this model.

Next to technical content, the common library comes with features which are beneficial to our customers. E.g. a Solutions Management dashboard gives a clear view of currently installed versions, status of license, option to renew licenses (requires maintenance mode), easy access to release notes and documentation, and the ability to leave feedback through the in-app feedback system.

Standard view ▾

To-Increase solution management

All

Installed only

Solution	Installed version	Status
Advanced Discrete Manufacturi...		×
Advanced Project Management		×
Anywhere Mobility Studio		×
Business Integration Solution	10.0.99.999	⊙
Data Entry Workflow		×
Data Modeling Studio		×
Data Quality Studio	10.0.18.2	⊙
DynaRent	10.0.28.43	⊙
PLM Integration for Engineerin...		×
RapidValue BPM Suite	10.0.26.37	⊙
Security and Compliance Studio		×

Advanced Discrete Manufacturing

SOLUTION IS NOT INSTALLED

Solution description

Help manufacturers solve problems and streamline process flows.

License	Status	Expiry date
Construction	🔒	
Equipment	🔒	
Advanced Project Management	🔒	
Product Engineering a	🔒	

License description

On all To-Increase forms, there is on the left-top of the forms a smiley icon in the menu where you can provide us feedback, suggestions and ideas so we can learn how improve our solutions.

?

To-Increase would love your feedback!

Please rate your experience in using the All solutions screen.

5 - Excellent
 4
 3
 2
 1 - Poor

Please tell us why you chose the rating. Additional insights would help us improve our products further.

Thank you for providing us feedback!

Your privacy is important to us. To protect your privacy, please don't include any personal information.

2. What's New

The Invoice Workflow solution is built for Microsoft Dynamics 365FOEE. The following features are implemented in this release:

Feature	Description
Upgrade	This release contains an upgraded Invoice Workflow for Microsoft Dynamics 365 F&O on v 10.0.35.42.
Latest fixes	Includes latest fixes available
Note	This release is compatible with Dynamics 365 F&O 10.0.32 and versions up to 10.0.35.

The security certificate, that expires every 3 years, ensures that our customers have valid To-Increase software installed and not an unlicensed copy. This digital check is executed during installations and upon installing the license files, ensures that they have legitimate software installed. The previous security certificates for To-Increase solutions would expired on June 9, 2023.

This release (and releases beyond) contains the new certificate and a new feature within the Solution Management Workspace. After installing the update, the security certificate renewal can be completed in 5 simple steps.

Step 1: Set the environment in maintenance mode.

Step 2: Navigate to the Solution Management Workspace.

Step 3: Click the 'Retrieve available licenses' in the action pane.

Step 4: Validate the licenses for correctness and completeness and click import.

Step 5: Disable the maintenance mode.

Click [here](#) for more information on the Solution Management Workspace.

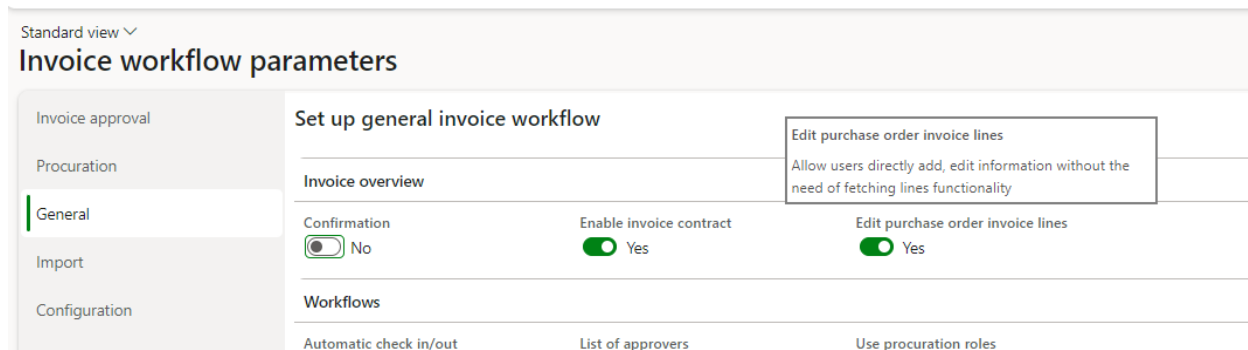
3. Enhancements

3.1 Release 10.0.35.42

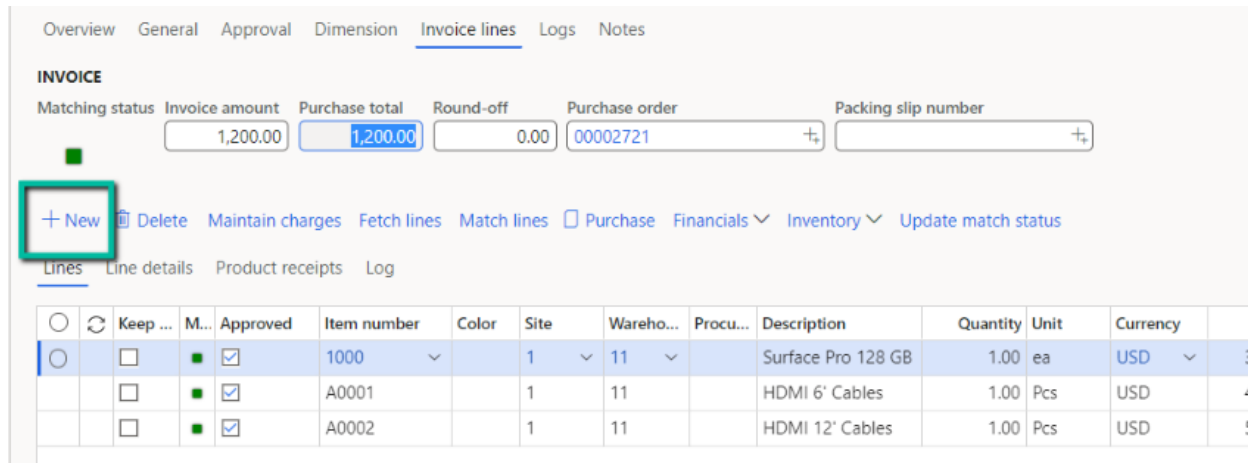
3.1.1 Enhanced editing of purchase order invoice lines

With the current release, we ship functionality to create and edit invoice lines directly on the Invoices overview form. This would be beneficial to support quicker data entry in case there are a lot of purchase orders where the fetch lines option is less productive to use.

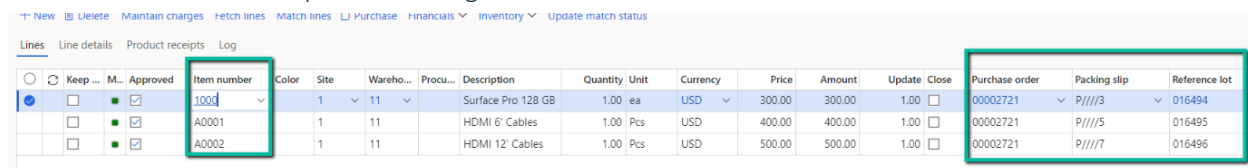
The new feature can be enabled with a parameter on the **Invoice workflow parameters** page.



This will give a new option to create new lines on the **Invoices overview** page.

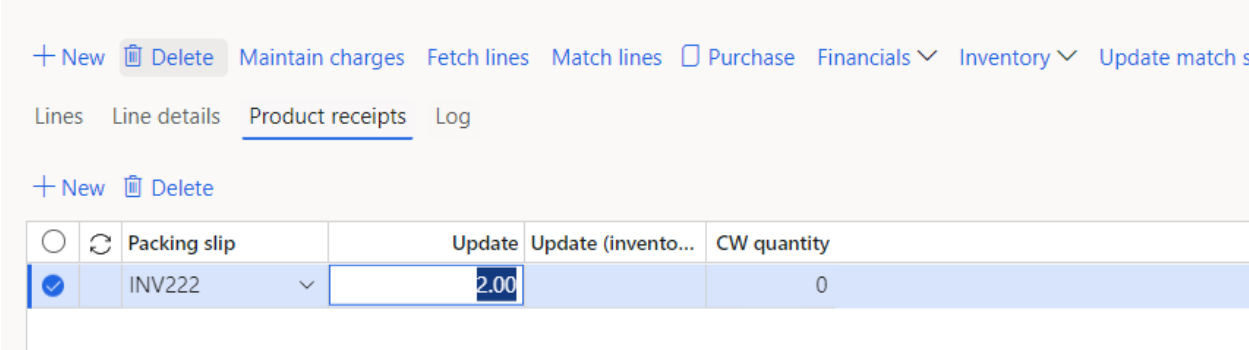


The next fields are now open for editing on the lines.



The application is checking for correct and consistent values before it would be possible to post the invoice. E.g. it is not possible to have a reference lot from another purchase order or item.

In case of multiple product receipts for the same invoice line, you can manage the details on the Product receipts tab.



The screenshot shows a software interface for managing product receipts. At the top, there are navigation buttons: '+ New', 'Delete', 'Maintain charges', 'Fetch lines', 'Match lines', 'Purchase', 'Financials', 'Inventory', and 'Update match s'. Below these are tabs for 'Lines', 'Line details', 'Product receipts' (which is active), and 'Log'. Under the 'Product receipts' tab, there are '+ New' and 'Delete' buttons. A table is displayed with the following columns: 'Packing slip', 'Update', 'Update (invento...', and 'CW quantity'. The table has one row with the following data: 'INV222' (with a dropdown arrow), '2.00', and '0'. There are also some icons (a circle and a refresh icon) in the first two columns of the table header.

3.1.2 Consistency check

In particular cases, there can be some inconsistencies where orphaned records exist in the database. We added a consistency check in the application for Invoice Workflow. This will check for orphaned invoice lines. When required, the orphaned lines can be cleaned up.

The feature is integrated in the default consistency check via menu navigation: System administration > Periodic tasks > Database.

3.2 Release 10.0.31.40/Release 10.0.32.41

3.2.1 Support for multiple languages

At To-Increase, we are constantly working to upgrade our solutions and also encourage customers to participate by sharing feedback. We had earlier launched an in-app feedback option in our D365 solutions, where our customers can share their feedback and requests while using our solutions. We did receive multiple requests for translations in other (European) languages. We picked the most requested languages and added it to our roadmap.

As of the current release, we do support Invoice Workflow in 10 different languages out of the box. The user interface is, as part of the strategy, available in the next languages: English (US), German, French, Spanish, Portuguese, Dutch, Italian, Norwegian, Swedish, Danish. Some languages listed were already provided in earlier versions, but not always actively updated.

To-Increase is using the Microsoft Dynamics 365 Translation Service for automated translations of user interface elements. In our solutions we use standard labels and new solution specific labels. The standard labels are already provided with translations done by Microsoft. The solution specific labels are now also available to users in more languages.

As we used automated translations and reused existing labels it might be the case that some translations are wrongly translated. With a single translation unit the AI powered translation service is not aware if it should be translated as noun or verb. Some words do have multiple meanings, like "application". It could be related to recruitment or a software solution. If you come across such issue, please use the in-app feedback or create a support case, so we can improve the translations for future releases.

If you are in the need for other languages or your business requires a different term, you can extend the label files with a small development effort.

If you have customizations on the translations in your current environment, check if this is done in a separate extension model and correct extension naming convention. If e.g. the name of the To-Increase label file in the English language is *TILabel.en-US.label.txt*, the new translation in German provided by To-Increase will get the file name *TILabel.de.label.txt*. Ensure in your customization will then have a naming convention including the keyword *extension*. A German extension label file has then the name *TILabel_extension.de.label.txt*. The extension labels will have priority above the standard provided labels. You can also choose to remove your labels and uptake our new standard translations.

The next label file(s) are part of this release:

IWF.en-us.label.txt
IWF.da.label.txt
IWF.de.label.txt
IWF.es.label.txt
IWF.fr.label.txt
IWF.it.label.txt
IWF.nb-NO.label.txt
IWF.nl.label.txt
IWF.pt-PT.label.txt
IWF.sv.label.txt

Excluded from our translations:

To-Increase will continue to offer its services to customers and partners in English.

Our website, product documentation, release notes, and any other updates will be available in English only.

IWF contains a label file for Dutch (Belgium) (*IWF.nl-be.label.txt*). This has not been updated as part of the new language support effort.

3.2.2 License check improvements

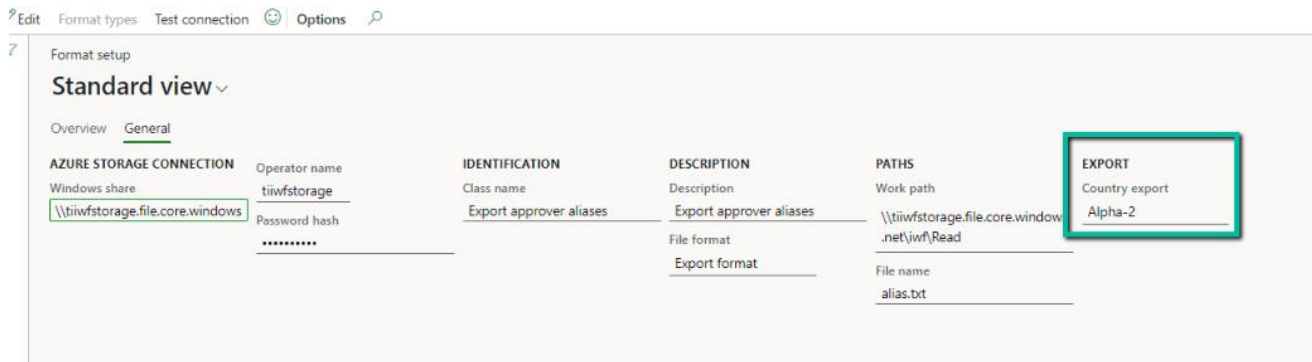
As part of this release, we improved the license checks where there is now a check per week, which was once a month. The check per month led to sudden overruns without a warning if the percent for the warning was set incorrectly. We can now also set the correct start and end date of contracts and renewal periods in joint effort with the Solution management dashboard. Also on the Solution management dashboard, you can see the current used number of invoices.

Where previously the Invoice overview form couldn't be opened anymore in case of an overrun, the users can now open the form and continue working on existing invoices. Based on the license status, the creation of invoices is now restricted.

3.3 Release 10.0.30.38

3.3.1 Country/region export settings

A new option to specify which coding will be used for exporting country/regions values is introduced as part of a resolution for a reported incident. See also chapter 4 (Bug fixes – this release).



3.4 Release 10.0.30.37

3.4.1 Tax calculation service

In phases, Microsoft did add support for the Tax Calculation Service to the Microsoft Dynamics 365 Finance solution. To understand the feature and in what version of the standard application what support was added, you can read the overview on Microsoft Learn: <https://learn.microsoft.com/en-us/dynamics365/finance/localizations/global-tax-calcuation-service-overview>

In this release, we have support for the sales tax to be calculated via the Tax calculation service. As the service is new, we identified that not all parts are fully extensible and we had to work around the limitations to get tax calculated when customers have the need to enable the Tax calculation service in Microsoft Dynamics 365 Finance.

In this first version with support for the Tax calculation service, not all scenarios are supported as we identified a few issues and wrong behaviour. A full overview of scenarios tested and the status can be found in chapter 6. Known issues. In the coming releases we will continue to work to ensure all scenarios will work correctly.

As this solution is depending on newer functionality from Microsoft, the minimum required base version of Microsoft Dynamics 365 Finance is lifted from 10.0.14 to 10.0.26.

Before moving from older versions than IWF 10.0.30.37 to the current IWF release in a production environment, in case you enabled the Tax calculation service, ensure you test all possible scenarios and that the tax amounts are calculated correctly. Test scenarios should include all different tax group combinations, rates and multiple tax rates on a single invoice. In case of support requests, we will ask you to provide test results to prove that testing was done properly.

3.5 Release 10.0.26.34

3.5.1 Stylesheet enhancement

On the form Format types. We added a new check box “Only without embedded picture attached”. This is used for creating HTML file only if an embedded file does not exist.

IMPORT INVOICES FROM XML : IMPORT FORMAT | Standard view ▾

Format types

Overview General

IDENTIFICATION	SETUP	Generate HTML	PICTURE	Move picture
Integration format <u>Import invoices from XML</u>	Create vendor <input type="radio"/> No	<input type="radio"/> No	Picture as file <input checked="" type="radio"/> Yes	<input type="radio"/> No
Format ID 20200603	Copy from [Empty field]	Stylesheet folder path \\tiwfstorage.file.core.windo...	Picture file type PDF	Delete picture <input type="radio"/> No
Description mime, Image, filetype	XML FILES Show error <input type="radio"/> No	Stylesheet \\tiwfstorage.file.core.windo...	Add path to filename <input type="radio"/> No	Move picture to error path <input type="radio"/> No
		Stylesheet <input checked="" type="checkbox"/> Only without embedded picture attached	Set picture type priorities <input checked="" type="radio"/> Yes	AZURE STORAGE CONNECTION Windows share \\tiwfstorage.file.core.windo...

3.5.2 Additional values enumeration IwfImportTo

There was a need to add new values to the enum IwfImportTo. This enum is not extensible. After some impact analysis, it would be a risk to make this enum extensible. For that reason, we now added 5 user defined enumeration values which can be used for creating customizations at customer implementations.

3.6 Release 10.0.26.33

3.6.1 Master data export formats

In the current release, we added two additional export formats for vendors and vendor bank accounts in XML format to better support implementations using Lasernet as invoice scanning solution.

3.6.2 Notes field on Side-by-side view

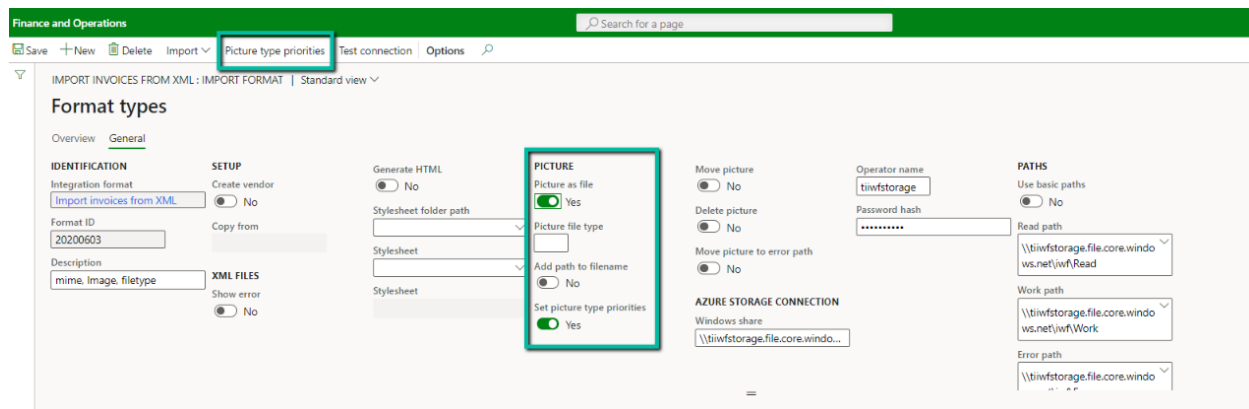
Approvers were not directly attended clearly enough if there are any notes to take care of during the approval. For that purpose, we added the notes field at the top of the side-by-side invoice overview form.

3.6.3 IWF and standard invoice processing running in the same company

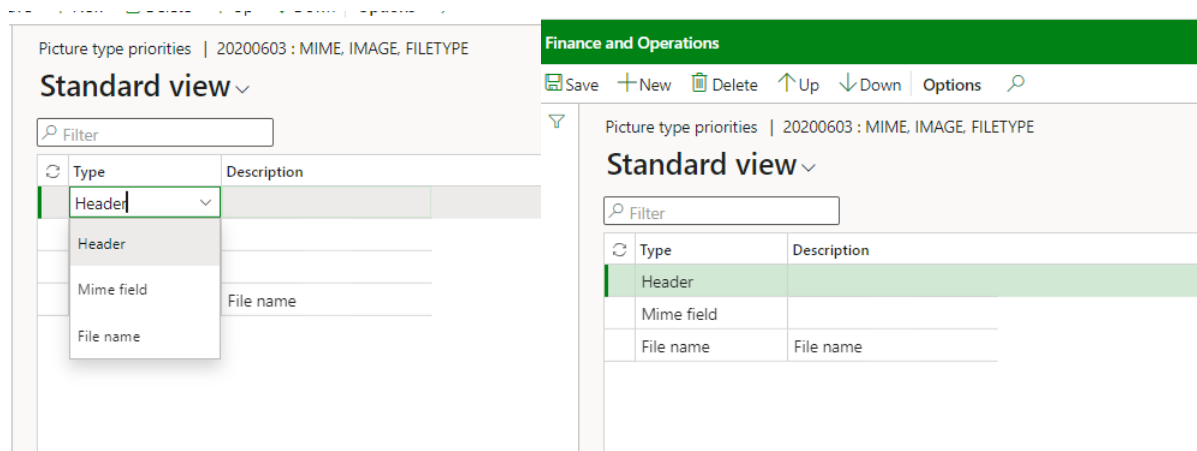
Until now, it was possible to configure standard invoice processing or IWF per legal entity. As of this release, it is possible to enable standard invoice validation. As a result, you would only be able to process cost invoices via IWF and use the standard vendor invoice functionality from Microsoft in the same legal entity.

3.6.4 Picture search priority

As part of work item 142702 (CS00174102 | Finding image when Importing xml files), we added a new setup option for searching pictures embedded in electronic invoice files. On the format types, you can enable if there would be a search priority.



If **Picture as file** and **Set picture type priorities** is enabled, you can open the form to manage priorities. There is are settings for the *Header*, *Mime field* and *File name*. The priority is from top to bottom, so the first line has the highest priority.



3.7 Release 10.0.25.32

3.7.1 Invoice contracts

In version IWF 10.0.25.32, a new feature was added: Invoice contract. This feature is allowing companies to setup contracts for recurring cost invoices. It is limited to cost invoices and not available for purchase order invoices. With this feature, you can register the contracts you have with the vendor for recurring invoices, like rent and facilities. Commonly, for example, you might expect in a period of 1 year, monthly invoices which will have the same amount and same posting details. If the contract is approved, the invoice entry is smoother and there might be an automatic approval.

The contract invoice has a header and lines. On the header you can define the interval and number of expected invoices and total amounts. On the lines, you can specify posting details and expected line amounts. Under and over invoicing tolerances can be setup which will be taken into account during the auto approval process for the invoice entry. More information about the functionality can be found in the user manual.

The screenshot shows the 'Invoice contract' header and lines in a software application. The header section includes fields for Invoice contract ID (MYMF-00031), Amount (30,000.00), Valid date range (1/1/2022 to 12/31/2022), Payment method (Net30), and Vendor (D0001). The lines section is a table with columns for Account type, Account, Transaction text, Invoice type, Procurement dimensions, Period amount, Sales tax group, Item sales tax group, Tolerance type, and Over-invoice tolerance.

Account type	Account	Transaction text	Invoice type	Procurement dimensions	Period amount	Sales tax group	Item sales tax group	Tolerance type	Over-invoice tolerance
Ledger	605150-001-023--	Rent Building A	Cost	--023--	250.00	CA	1%	Percentage	10.00
Ledger	605150-001-022--	Rent Building B	Cost	--022--	250.00	CA	1%	Percentage	10.00

3.8 Release 10.0.24.31

3.8.1 Performance when closing task

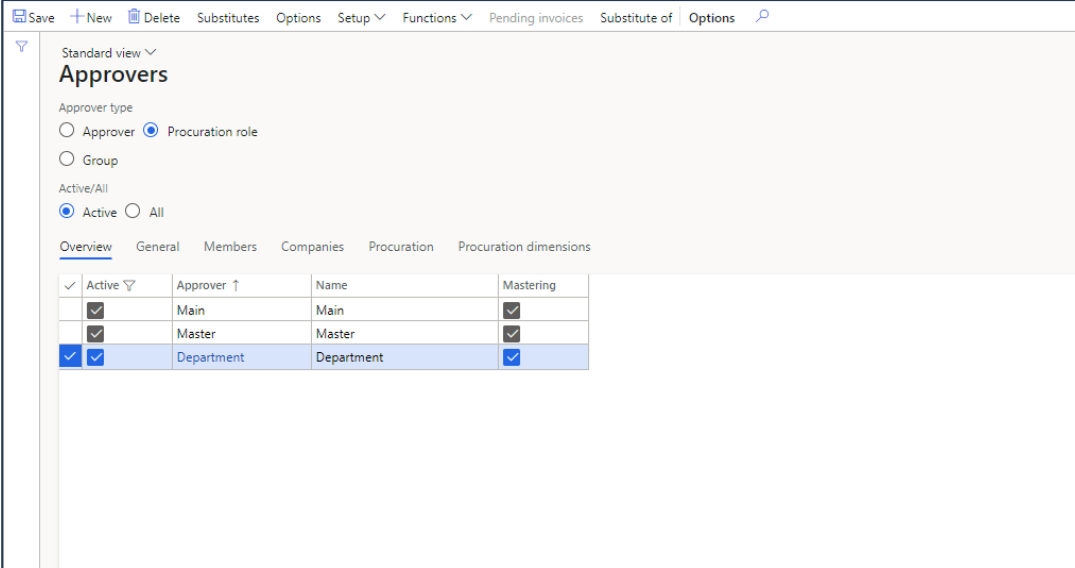
As part of solving a performance issue we have added a few fields which is explained in this paragraph.

- 1) Added new field "Send directly to approver" in the invoice overview.
 - a. If the header approver has proper procurement then designate form will not open.
 - b. If the header approver has not proper procurement then designate form will open.
- 2) Added "Post in batch mode" field in the workflow definition form
 - a. If it is marked then post register will add to the batch and post.
 - b. If it is unmarked then post register will be done manually and separately.

3.9 Release 10.0.23.30

3.9.1 Procurement roles

A new feature has been introduced to limit and group setup for procurement settings per approver on the Approver form. To enable the feature, you must enable the option **Use procurement roles** on the Invoice Workflow Parameters form.



Standard view

Approvers

Approver type

Approver Procurement role

Group

Active/All

Active All

Overview General Members Companies Procurement Procurement dimensions

Active	Approver	Name	Mastering
<input checked="" type="checkbox"/>	Main	Main	<input checked="" type="checkbox"/>
<input checked="" type="checkbox"/>	Master	Master	<input checked="" type="checkbox"/>
<input checked="" type="checkbox"/>	Department	Department	<input checked="" type="checkbox"/>

Select the Procurement role radio button to be able to setup the procurement roles. Then create the required groups.

Standard view ▾

Approvers

Approver type


Approver Procurement role

Group

Active/All

Active All

Overview General Members Companies Procurement Procurement dimensions

+ Add line  Remove

✓	Approver	Name
	Admin ▾	Admin
	andre.adcalavon	André Arnaud de Calavon (A...
	Michele	Michele Chapman (MCHAP.TI)

On the **Members** tab page select the approvers which will be linked to the selected procurement role. On the Procurement tab page, you can setup the procurations like setting up these settings for the individual approver. The advantage is in less maintenance if e.g. the conditional approver on a limited set of procurement roles should be changed in case of employee changes.

3.10 Release 10.0.21.27

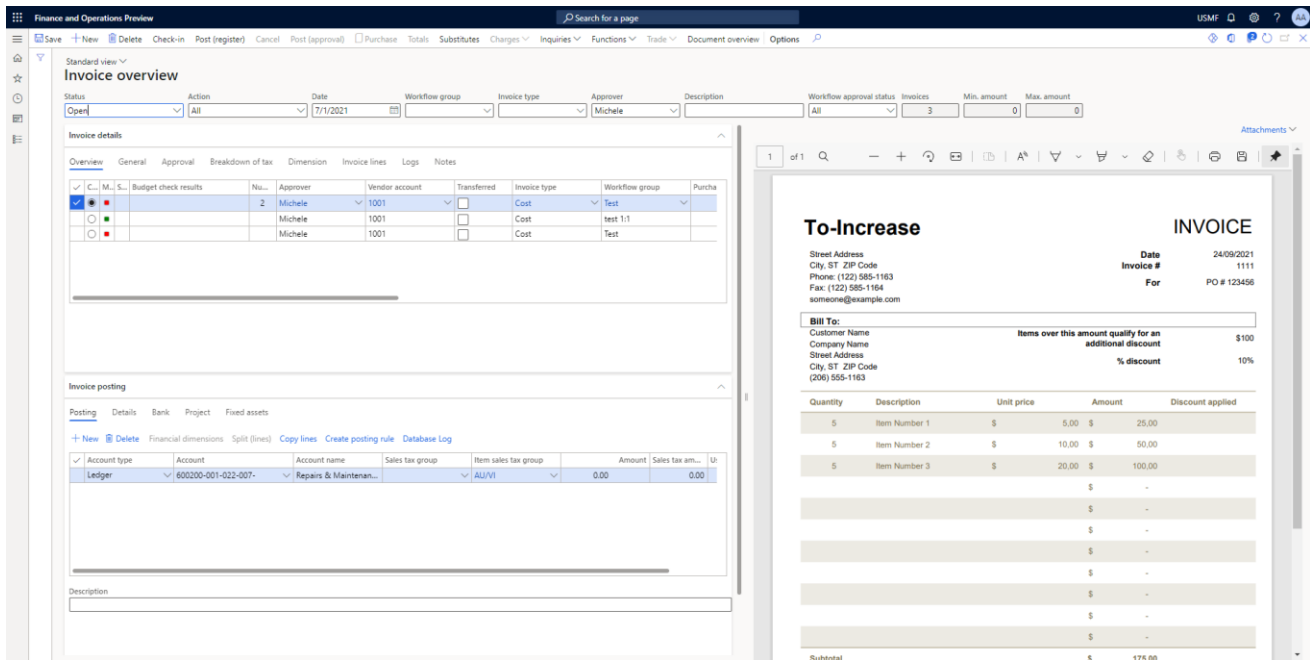
3.10.1 Side by side view

We have invested in a new user experience for the Invoice overview. In the menu, there is a new menu item **Invoice overview – side by side**. On this form, you will have a preview of the invoice and related documents next to the invoice details.

On the workspaces, there are tiles added to be able to open the new form.

As the preview consumes space on the body of the form, the lines and approver information are positioned at the left side, below each other in collapsible tab pages.

The attachment viewer is working with the file types that document management supports, such as PDF-files, Excel files, Word documents and images.



You can switch the view to other attachments at the top-right part of the document viewer.

On some type of image files (JPEG, TIFF, PNG), you can perform the following actions:

- Fit the image to size.
- Zoom in and out on the image.
- Pan the image.
- Highlight parts of the image.
- Block parts of the image.
- Add annotations to the image.
- Undo and redo actions.
- Save changes.

NOTE

The changes you make to an image using the actions above are saved to the image file. Versioning and auditing of changes are not supported in Invoice Workflow.

4. Bug Fixes- This Release

ID	Title
173022	CS00226499 Project category on posting rule not defaulted on invoice lines. Despite having a project category specified on a posting rule, the value on the invoice lines got overwritten by the default category setting on Project management and accounting parameters. This has been fixed.

5. Previous Release Bug Fixes

5.1 Release 10.0.31.40/10.0.32.41

ID	Title
163366	CS00223701 IWF very slow during invoice entry A specific customer environment was slow on certain tasks. We optimized coding which should have an overall performance improvement when entering and processing invoices using the IWF invoice overview and side by side forms.
163205	CS00222203 Incorrect invoice image displayed on Invoice journal In rare occasions, an incorrect invoice image was displayed. We added more conditions to get the correct image loaded.
146305	CS00221561 Performance – approval for specific user During investigation of the issue, we found that the count functionality was slow. This has been optimized.

5.2 Release 10.0.31.39

ID	Title
161235	CS00223166 Invoice not posted, but no error on “Post (Approval)” There was no error appearing in case of calling a standard method if an purchase order can be invoice updated. As this method is not returning a reason why it is blocked for invoice updates and it may be extended by customizations or other partner solutions, we provide now a generic error: “Purchase order {number} may not be invoice updated. Please check the status of the purchase order.”
161244	CS00223342 Deactivation of approver is not checking if the user is set up as conditional approver. Approver A is a conditional approver for Approver B. Then while deactivating Approver A then the system should through an error message.
161246	CS00223341 Keep insight of deactivation of approver (Substitute). In case of deactivating a substitute, it should consider the period.
162572	CS00223675 Accounts from vendor. Added a condition to filter only with default ledger accounts of vendor accounts, when Account selection is set to "Accounts from Vendor"
163366	CS00223701 IWF very slow during invoice entry

	Due to unexpected long database activity at a customer having multiple ISV solutions and customizations, we optimized some database calls which will give a better overall performance during invoice entry; mainly during Sales Tax calculations.
--	--

5.3 Release 10.0.30.38

ID	Title
151601	CS00222071 Variable unit conversion Update(Inventory) field is enabled as editable to specify the correct quantity in the inventory unit when processing invoices.
153877	CS00222359 Workflow in use incorrect The issue is when no workflow definition is attached to any of the invoice overview, still, system is marking the field "in use" and also unable to delete the workflow definition. In use field is updated as "in use" only when the status is not completed, or approved.
160378	CS00222769 Exported Vendor Data having 2 digit country code only We added parameterized setup for format types. Based on the requirement, or the Alpha-2 or Alpha-3 ISO codes can be exported. See also section 3.1.1 (Country/region export settings)
154879	CS00222578 TIF files in preview not working. Functionality added in the invoice overview, Issue is not there in the invoice overview side by side

5.4 Release 10.0.30.37

ID	Title
155458	CS00222639 Wrong purchase total in case of multiple packing slips. The issue has been identified and fixed.
153519	CS00222368 IWF is not supporting Tax calculation feature

5.5 Release 10.0.28.36

ID	Title
147938	CS00221854 Not fetching approver from Purchase order

152214	CS00221957 Fetching lines in IWF is occasionally (very) slow
151221	CS00222068, CS00221424 Stylesheet functionality does not work fully
149412	CS00221971 Field "Reference must be filled in" on remove voucher action
151219	CS00221990 Screen jumps to other invoice/voucher on datachange

152214 Performance – Fetching lines in IWF is occasionally (very) slow

We were not able to reproduce this issue in our environments. Based on the behavior at a customer environment, we enhanced the fetching logic and performed regression testing.

151219 Screen jumps to other invoice/voucher on datachange

There is a new parameter added in Invoice Workflow to prevent automatic refreshes when performing multiple price edits.

5.6 Release 10.0.27.35

ID	Title
146481	CS00221665 Export Vendor Data is not working via batch job
146901	CS00221759 Auto allocation of charges on an invoice was not executed
146298	CS00221542 Performance - packing slip lookup on purchase invoice
147773	Internal Purchase total is not showing correctly when selecting packing slip

146298 Performance – Packing slip lookup details

To ensure the lookup for packing slips will be faster, the totals for the packing slip will now be stored in the database instead of being calculated each time on opening the lookup. Follow the next steps to ensure you will gain performance and get the correct totals in the lookup.

- 1) A new parameter needs to be enabled.

Standard view ▼

Invoice workflow parameters

Invoice approval

Procurement

General

Import

Configuration

Activation

Number sequences

Set up general invoice workflow

Invoice overview

Confirmation No Yes

Enable invoice contract No Yes

Workflows

Automatic check in/out Yes No

List of approvers ▼

Use procurement roles No Yes

Note

Type ▼

Note required No Yes

Created by name Yes No

Email

Send emails as one Yes No

Send email to sender Yes No

Email date format ▼

Date separator ▼

Performance

Update match status manually No Yes

Update product receipt totals No Yes

When enabling, the application will ask to run a batch job to update product receipt total amount for existing data.

Do you want to continue rebuild product receipt totals now ?

If you deny the update, the next message will appear and you need to run the batch job manually from the menu.

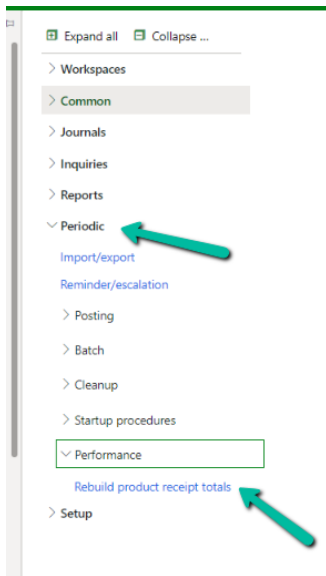
Finance and Operations

Save Options 🔍

Run the job manually to update the product receipt totals for existing purchase orders

Standard view ▼

Periodic > Performance > Rebuild product receipt totals



This will open a dialog where you can choose to run it on the client or in the background.

Rebuild product receipt totals

Run in the background ^

Recurrence Alerts

Batch processing No

Task description

Batch group

Private No

Critical Job No

Monitoring category

Start date: 7/5/2022 (03:13:26 am) (GMT-05:00) Eastern Time (US & Canada)

5.7 Release 10.0.26.34

ID	Title
144007	CS00215101 Viewing Voucher trans. & Invoice journal from cancelled invoice shows wrong data
145479	CS00221424 Style sheet enhancement
145391	CS00221300 Invoice lines not visible

145221	CS00219986 Extensibility request to create new enum values in IWF module
--------	--

5.8 Release 10.0.26.33

ID	Title
143552	CS00216728 Approver names showing duplicates
143127	CS00213559 BUG - Same approver multiple times
143842	CS00217961 Warning - Value model does not exist for fixed asset - when using a posting rule
143779	CS00217984 Dimensions not defaulted from fixed asset
143765	CS00217679 Non-matched status after invoice split
143769	CS00217301 Poor performance when deleting lines in Invoice Workflow
144872	New feature Export vendor in XML format (designed for Lasernet)
144872	New feature Export vendor bank accounts in XML format (designed for Lasernet)
111367	CS00136067 Item charges with amount = 0 error during posting changed to a warning
115403	CS00144606 Tax from ledger – only get value from Item sales tax group; don't overwrite the Sales tax group
142702	CS00174102 Finding image when Importing xml files
144874	New feature Notes field in the invoice overview side by side
143841	CS00218006 Connection error when exporting vendor data after 10.0.24 update
144966	New feature Standard invoice validation and IWF running in the same company

5.9 Release 10.0.25.32

ID	Title
124204	New feature Invoice contracts
142272	CS00212601 No connection to IWF (unpredictable, unreplicable) causing error message The menu item with name iwfinvoiceoverview could not be opened.
142367	CS00208186 Suggestion for improvement (Splitter added)
138718	CS00203603 IWF: product enhancement request on license warning D365
142420	CS00213344 error message while opening invoice approvers workspace
141328	CS00212138 Missing WHERE-cause in class IwfPurchInvoiceJournalPost_Extension

141378	CS00212135 Missing value in transaction date
142670	CS00213658 Entering invoice manually deletes approval line
143117	CS00213546 BUG - No dimensions from project
141459	CS00212366 Incorrect initialization of dimensions from Vendor
142446	CS00213371 BUG - Account groups does not work

5.10 Release 10.0.24.31

ID	Title
138684	CS00203339 Workflow status filter - Workflow approval status removed in the invoice overview form as it is duplicate of Status
137270	CS00196784 Performance when closing task
138544	CS00202217 Test connection fail error when show invoice is used
134146	CS00192057 Delay in processing invoiced PO's via Invoice Workflow
139718	Internal Min, Max fields are not working properly in the invoice overview

5.11 Release 10.0.23.30

ID	Title
131118	Procuration roles functionality
137610	CS00189419 Security roles – account field under posting tab disabled
138656	CS00203333 Missing labels – Danish language
130716	CS00185498 Approver selection when creating new posting lines
137686	CS00198059 Vendor dimensions missing
134857	CS00191904 Miss-match between invoice overview line details and inventory (lot) transaction

5.12 Release 10.0.22.29

ID	Title
133153	CS00190229 Performance issue with IWF on journal posting
134085	CS00191195 Cannot delete invoices with 0 in amount that we've tried to Invoice register

136133	Side by side - document view control is not showing for non-administrators
135020	CS00182987 IWF Export batch jobs failing

5.13 Release 10.0.22.28

ID	Title
130809	CS00185949 Wrong link from PO to invoice overview - show invoice - reopen

5.14 Release 10.0.21.27

ID	Title
129301	CS00181962: BUG - Dimension from vendor was not initialized
129147	CS00181909: Release IWF 10.0.18.25 does not compile on 10.0.21
130861	License issue : Invoice count is not considering the correct licensing period
130260	Development: Side by side viewer

5.15 Release 10.0.19.26

ID	Title
128425	CS00154659, CS00158789, CS159501: "Import invoices from XML" fails in batch after customer Dynamics 365 environment went over to self-service.
128931	CS00180489, CS00181121: Azure access issue when importing in batch.

5.16 Release 10.0.18.25

ID	Title
124042	Corrected 2 labels showing in English when language settings are in Danish within the Approvers form.
121016	CS00153338-Security roles missing ability to see the Show all attachments button
124173	CS00163555: Manual import of invoices do not pick up data from vendor master data when vendor is manually entered, such as default invoice type, approver, or workflow. This is corrected to pull default data from vendor.

5.17 Release 10.0.16.24

ID	Title
CS00153516	Entities not working <ul style="list-style-type: none"> • Addressed error messages and importing issues for the approvers • Created new data entity for Procurement dimension to use with IWF parameters that will update the procurement selections within that Procurement tab in Invoice workflow parameters • RecID fields addressed in format types and setup formats.
121888	Correct label for “Substitute of” in Approvers form from Dutch to Danish when viewing Invoice workflow with Danish language settings
111737	Update to Document overview and Show all attachments: <ul style="list-style-type: none"> • User selects invoice record. • User clicks on Document overview or Show all attachments • User pops out either option into a separate window • User sees attached records to that invoice • When user selects a different invoice record on Invoice overview, the user will see changes reflected in the Document overview or Show all attachments windows

5.18 Release 10.0.16.23

ID	Title
122339	CS00156369 - Sales tax group not taking from vendor when set as a default on that vendor.
119534	CS00150783 - tax values do not match for calculated vs actual amounts.
120991	CS00153519- All approvers showed in approver field.
120994	CS00153548- Extending the width of path fields to make it easier to see the values.
121015	CS00153075- Cannot update percentage on Posting rule when creating the posting rule from the invoice overview page.

5.19 Release 10.0.16.22

ID	Title
116789	Hide Company field on Invoice overview header and grid: to avoid confusion for users, this field has been hidden as its original purpose was deprecated in D365 from AX 2012 versions which used this option.
113304	Show note indicator on invoice overview: update to previous release corrects issue where note option needed to be blank on the Invoice workflow parameters in order for the indicator to show.
CS00146452	CS00146452-Default dimension from invoice: If a vendor had default accounting information, this was not populating into the posting section for cost invoice types.

5.20 Release 10.0.15.21

ID	Title
N/A	IWF Solution ID change
N/A	Procurement group data entity: updated to improve validation when importing conditional procurement groups within the file. Previously, user would receive error when importing procurement groups which also had conditional procurement groups populated, that the conditional procurement group did not exist.
Bug 115398	CS00144607 Dimensions tab is there but nothing it: in the posting section, a Dimensions tab was there but not used. This has been removed.
110383	CS00134086 Edit vendor deletes posting lines: see Enhancements section for details on new messaging. When an invoice was entered or imported and the posting section was complete, changing a vendor would remove all posting section and associated workflow when using posting 1:1. Now, user will be prompted to know that the information will be changed and to take appropriate steps.
113347	CS00140635-"Update transaction date" does not seem to be working: the parameter in Invoice workflow parameters which updated the voucher date for the invoice approval posting to reflect the actual date of posting was not working. The manual workaround using Functions in Invoice overview was not affected and was working as expected.

5.21 Release 10.0.15.20

ID	Title
----	-------

112639	<p>CS00138327 Attachments are disappearing from transactions</p> <ul style="list-style-type: none"> Occurs when there are different voucher numbers assigned to the invoice register and the invoice approval journal postings. When a user would select a voucher line for the approval journal posting, they could not see the attachments using the Invoice workflow attachment options. Relevant settings: in Journal names form, the option to assign voucher numbers at time of posting must be set to yes to generate two different voucher numbers.
--------	---

5.22 Release 10.0.14.19

ID	Title
110091	Multiple credit note values in XML mapping: addressed the issue of including multiple credit note values within the xml mapping.
109728	Error when entering substitutes entries from Invoice overview: user was not able to set up own substitute from Invoice overview form using the available button.
110825	Posting 1:1 Not able to approve twice: fixed issue if an approver was set to approve more than one line when the workflow type = Posting 1:1, the approver was not permitted to be selected again or approve again.

5.23 Release 10.0.13.18

ID	Title
108300	Account group - duplicate accounts: when using account groups, the accounts were duplicated in the list available to the user when in the Invoice overview form.
108339	Designate approver form need a redesign: shifted the default view for the designated approvers form (that appears when selecting an approver in the Invoice overview page) to read: task level, approver, procurement dimensions, in order to be easier to use.
108366	Breakdown of tax tab is not updated when cash discount is removed (Internal)
108878	Procuration dimension editable in designate approver form: the procuration dimension was editable in the pop up window for selecting the next approver.
109699	Not allowed to send invoices to approvers with no amount limit: highest procuration rules was set to Yes but was not including approvers appropriately.
109705	RT tax issue fix: looking at net vs gross for comparison of invoice amounts and taxes.
109871	<p>Wrong variance posted with IWF switched on for production orders when these settings are in place:</p> <ul style="list-style-type: none"> Products must be valued according to Standard cost

	<ul style="list-style-type: none"> • The Inventory parameters for 'Cost control' are set to Cost breakdown = Sub ledger, Variances to standard = Per cost group • There is a produced item which consists of another produced item • The items and the warehouses are WHS-controlled
--	---

5.24 Release 10.0.13.17

ID	Title
101885	Mastering not able to edit posting though Always change posting is = Yes in IWF parameters.
104197	Approvers not filtered by dimensions for posting 1:1 or dimension when set up in workflow
105359	No ability to add a new line in Breakdown of tax tab when Breakdown of Tax is enabled in IWF parameters. The add/remove buttons were missing from the form and users were not able to populate the data.
105552	Subject on reminder mails picks up wrong language.
108108	1st approver not allowed to change posting (Posting 1:1) though workflow definition was set to Approve (change posting).
108360	Mastering user able to close the invoice without mastering tick mark in approver form
99936	CS00109431: Cannot approve invoices with minor differences documentation. Rolled back the changes in view of Bug 104455 CS00123617: Charges are added on PO lines with multiple tax calculations
101925	CS00115103: VAT difference but green icon (update error messaging) Rolled back the changes in view of Bug 104455 CS00123617: Charges are added on PO lines with multiple tax calculations

5.25 Release 10.0.12.16

ID	Title
101920	<p>CS00115104: Change ability to update received quantities on invoice to higher than received on product receipt.</p> <p>Users were able to change the received quantity on the invoice to higher than what was received on the product receipt, thus impacting posting and inventory.</p>

	A new parameter has been introduced to prevent this, to where the users will now receive an error and messaging should they try to go above the value already received.
103933	CS00122046: Invoice matching is not possible on return orders For return type purchase orders, users were receiving an error on invoice credit notes for return type purchase orders were taxes were applied.
103934	CS00122017: Cannot pick the right Posting rules on invoices Posting rules were not properly selectable for General, Vendor, and Personal type posting rules.
	Project ID not selected on Approval tab Project ID look up.

5.26 Release 10.0.11.15

ID	Title
102159	Project list is not filtered in the Approval tab to show only active projects
101885	CS00114413: Mastering is not able to edit posting when parameters “allow edit to posting” is ticked for workflow = posting 1:1. No issue when workflow is assigned by dimension
101925	CS00115103 VAT difference but icon is green: issue already addressed in previous release but updated the error messaging to indicate when a mismatch is due to a difference in taxes when taxes are set to come from the purchase order (IWF Parameters).

5.27 Release 10.0.11.14

ID	Title
101632	PO invoice without default approver does not show approver window
101633	Fix spacing in status label for number sequence tab once numbers are loaded.

CS00108495	Approver and comment window now showing up in all cases, such as when all approvers are in the same procurement group and procurement dimension group.
------------	--

5.28 Release 10.0.10.13

ID	Title
98144	IWF fields added in Vendor data entity (Vendor2)
CS00105002	Partial Invoice of Certain Items error (Advanced Warehouse Management) <ul style="list-style-type: none"> Items where Tracking Dimensions[Serial / Batch controlled] are enabled and tracking is active in Sales process. IWFSuite extension class IwflInventUpd_Finacial_Extension\initInventTransToIssueList which is resetting the InventTransList.
CS00109431	Cannot approve invoices with minor differences documentation <ul style="list-style-type: none"> Key settings for this issue: <ul style="list-style-type: none"> Accounts payable parameter setting: tax is to be posted on the invoice approval journal invoice workflow parameters: tax comes from the purchase order When the vendor invoice values for tax were over that of the purchase order, user not able to approve and post. When the vendor invoice values for tax and the purchase price was higher, user not able to approve and post.

5.29 Release 10.0.10.12

ID	Title
85575	Add ability to see dimension groups in approval window selection
CS00103634	Bug 98104: Consignment orders do not work when IWF installed
CS00104614	Bug 98497: Transaction date is deleted from vendor transaction

5.30 Release 10.0.9.11

ID	Title
N/A	Multiple packing slips for the same item on a Purchase order
CS00084616	Bug 90294 - Email send to sender is not sending emails to the sender per parameters chosen.
CS00099908	Bug 96341 - Issue in opening the any voucher transaction to where it goes in a loop and does not show the transaction.
CS00100229	Bug 96453 - Procurement category order lines do not fetch as expected when they do not require receipts. Those requiring receipts appear as expected.
CS00100441	Bug 96456 -Missing voucher transactions. All voucher transactions were not appearing when using the Voucher transactions option in the Invoice overview form. User had to go to the vendor record and then to transactions to view the voucher information.
CS00101006	Bug 96744 - Vendor fields not initialized on changing account number. When a vendor is entered on the Invoice overview form and is replaced with another vendor ID which has blank information (such as bank details), the previous vendor's information is not overwritten/removed from the record.
N/A	Bug 96645 - Default Azure setup does not appear in stylesheets form. Azure information from the IWF parameters form was not defaulting to the style sheets form when entering new records.

5.31 Release 10.0.8.10

ID	Title
Bug 92624 – CS00090597	Worker and Record ID on resource are the same. InvoiceWorkFlow form(Table Name: lwfInvoicePosting) was selecting resource from the HCMWorker Table, but in the PostedProjectTransactions the resource refers to ResourceView, which is giving this inconsistency. We have corrected the reference at InvoiceWorkFlow form(Table Name: lwfInvoicePosting) to ResourceView to solve the issue.
Bug 93121 – CS00093474	Invoice lines is remembered from previous invoices.

	Invoice lines are not cleared out, but remembered whenever you go to a new invoice that does not have a packing slip
Bug 90916 – CS00087332	Matching invoice with a charge to a purchase order makes AOS crash where the charge is above the deviation values, misdirects a user to the standard vendor invoice form for posting. Should the user click post, it is crashing the AOS.
Bug 93329	Transaction date = Yes in IWF Parameters no longer displays voucher details. When an invoice register is posted in one period, that period closes, and the approval journal is posted in the subsequent period, the transactions are not showing in the normal view from invoice overview. User can still see them from the vendor record.
Bug 93120 - CS00092966	On intercompany invoices charges from PO doesn't get fetched from the PO. If there is charge on intercompany invoices. The charges are not fetched from the PO when the lines are fetched from the invoice in IWF.

5.32 Release 10.0.7.9

ID	Title
89428	Change date when cancelling invoice
83804	Mask azure password on parameters and formats
86172, 86173	Adding and removing packing slip id ranges not refreshing invoice lines
86174	Blank default approver causing error
88049	Copy lines not working with posting 1:1
88055	Email subject is blank on show message

88941	Change access specifier (client customization). No testing required.
88909	Invoice header showing approved lines even filter was set to "Open"
CS00077632	Invoice reconciliation report is missing financial dimensions: added the option to see the financial dimensions from cost invoices in the invoice reconciliation report.
Bug 85573	Added the ability to see the approvers assigned to the procurement dimension group in the procurement dimension group form in a new tab.

5.33 Release 10.0.6.8

ID	Title
83807	10.0.5 Tax groups on the header is not defaulting to posting section without hitting on save button.
85293 - CS00079088	Cannot use Purchase order as an option on Import tab on IWF parameters.
86227 - CS00079387	Invoice Lines in Invoice Workflow were showing lines that were not received

5.34 Release 10.0.5.7

ID	Title
83799	Not showing all possible approvers or routing correctly on dimensions
CS00077412	Pending invoices and substitute of was not showing valid data, throwing error incorrectly

5.35 Release 10.0.4.6

ID	Title
CS00062213	BU+Project Code approval
CS00071434	Need help for choosing the correct approver role
CS00074612	Conversion from Invoice pool
CS00075022	Can only delete one invoice line at a time in IWF
CS00075769	Error when creating posting lines (1:1)
CS00075827	Invoice reconciliation form not working

5.36 Release 10.0.4.5

ID	Title
CS00073051	Match icon incorrect in case of over delivery
CS00074613	Jump to multiple purchase orders
CS00074416	Haarslev can't cancel an invoice in an old period.
CS00071430	System jumps to first line when creating new line
CS00071440	When adding a posting rule to an invoice, the invoice disappears from the IWF
TI-11847-C3L1	Wrong link from IWF to purchase order
CS00069503	IWF VAT Amount
CS00071934	Add the item VAT/Sales Group field to the format setup
CS00074750	Wrong CW quantity

5.37 Release 10.0.4.4

TFS #	ID	Title
79754		Project invoice is not posting.
	CS00070384	Expand preview of vendor invoices in " Show attachments" form.
	TI-12136-B6X7	Remainder copy email issue.
	CS00069903	Project Category ID Issue.

5.38 Release 10.0.3.3

TFS #	ID	Title
	CS00061122	Incorrect PO Validation on Invoice header
73361		10.0.1- Update transaction date-unable to post the approval
	CS00068751	Show Notes
	CS00068826	Email account is missing in IWF Reminder/escalation job
	CS00068955	Match status improvements
	CS00068752	Change dates

5.39 Release 10.0.2.2

TFS #	ID	Title
74402		Filtering not working as expected
74399		Validation correction in the approvers form, mark User ID as required
75089	TI-13003-H1G8	TI-13003-H1G8 – Worker on Vendor Invoice
	TI-12846-W3Q6	Match Icon Refresh
74383	CS00060000	Category list is not filtered when opening from
	CS00059808	Users must click twice on new button to get another line after .
	CS00060054	If transaction date is changed the invoice cannot be posted

6. Known Issues

Microsoft is continuously adding new features in the application directly and via Feature Management. Sometimes these are public preview and will be made generally available in future releases, in other cases, they are already general available, and you have the choice to activate them. Currently, we are not testing compatibility with all new features or combinations. Once a feature is enabled at the customer environment and in case of any issues or questions related to new standard features and our solutions, kindly contact us via To-Increase support.

Tax calculation service

An introduction to the Tax calculation service (TCS) is mentioned in paragraph 3.4.1. Tax calculation service. We have tested the Tax calculation service with setup based on scenarios common in some countries, but we did not test all country regulations. The outcome of the table with scenarios below can be different, depending on your actual Tax calculation setup. Like mentioned above, ensure testing will be done thoroughly.

Scenario	TCS disabled	TCS enabled
Cost invoice, single line, single rate, account type ledger	OK	OK
Cost invoice, account type non ledger	OK	Not OK. Getting an imbalance error.
Cost invoice, no sales tax	OK	OK
Cost invoice, multiple lines, multiple rates, account type ledger	OK	OK
Purchase invoice, single line, single rate	OK	OK
Purchase invoice, multiple lines, single rate	OK	OK
Purchase invoice, multiple lines, multiple rates	OK	Not OK. Taking default rate from TCS.
Purchase invoice, no sales tax	OK	Not OK. Taking default rate from TCS.
Purchase invoice, single misc charges on header and/or single misc charge on line	OK	OK
Purchase invoice, multiple lines, misc charges on each line with different rates	OK	OK

We tested scenarios where lines were invoiced from multiple packing slips and multiple orders.
For miscellaneous charges, we tested scenarios where the charge was created on the order and on the IWF invoice overview form.

Note that we are not aware of all customer or country specific setup in Tax calculation service. For that reason, the outcome of the scenarios listed above can be different. Ensure you will do proper testing before using this version with Tax calculation service enabled in a production environment.

As a summary, next scenarios are not working and not supported:

1. Purchase orders, multiple tax rates on different lines.
2. We have not a support for "Override salex tax" like available on standard purchase order.
3. Purchase orders, in case there is no sales tax defined, there is a default rate selected and tax will be calculated.
4. Cost invoices only supported for ledger type postings.

In version 10.0.33, Microsoft added a new feature causing an error when using the Tax calculation service. We are working on a fix. To bypass the error at this moment, it is possible to disable the new feature by disabling a flight "TaxIntegrationConstructWithSourceRecordPurchaseFlight" with help from Microsoft Support.

7. Best Practice issues

7.1 Standard D365 best practice issues

As part of Release Notes for Invoice Workflow for Microsoft Dynamics 365 for Operations release, we encountered known best practice (BP) issues. The list of known BP issues can be found as part of the installer.

The BP issues are minor and have no impact on the behaviour of the application, therefore can be ignored. All known BP issues are added to the macro (SysIgnoreBPChecklist); hence, they are not shown and do not impact customer customizations.

7.2 LCS best practice issues

We have executed the LCS best practice test for our solution and encountered known best practice (BP) issues. The majority of the BP issues cannot be resolved due to architecture design. LCS BP issues have no impact on the behaviour of the application, therefore can be ignored.